



PROJECT ASSESSMENT
“What needed to be done”

This medium sized, commercial acrylic-vinyl panel wall/poured concrete bottom pool was suffering from leaking and outdated, black flexible krylon piping held together with hose clamps. One wall panel was so structurally damaged that it needed replacement. Cracked and deteriorated pool coping was pulling away from the pool decking, and a blistered and failing spray applied PVC vinyl membrane was applied on the pool floor. Structural cracks radiating up through the sprayed applied vinyl membrane allowed chemically treated pool water to come into contact with the reinforcement steel.

RENOVATION PLAN
“How it was done”




Necessary with all panel wall pool renovations, bracing was initially set to keep structural integrity on the pool walls. New, rigid SCH 80 PVC plumbing was installed for this cold, outdoor climate with four skimmers. After coping removal and panel wall replacement, a band of 304 S/S was installed at the uppermost interior perimeter of the pool and attached to the panel walls. Frost-proof waterline tiling was added and a cantilevered, concrete

coping was poured *in situ* and topped with a colored, textured kool-deck topping. New concrete entry steps were added. The failed spray applied PVC vinyl membrane was completely removed. Following surface preparations, the INTER-GLASS® Reinforced Polymeric System was installed over the entire remaining pool interior surface.



SAMPLE PICTORIAL SEQUENCE ON BACK OF THIS PAGE

FOREST LAKE HOMEOWNERS ASSOCIATION
LINCOLN, NEBRASKA



PROJECT SPECIFICATIONS:

- | | |
|----------------------------------|---|
| TOTAL SQ. FT.: | 2,670F ² |
| POOL SHAPE: | RECTANGULAR |
| TYPE OF CIRCULATION: | SKIMMERS |
| TYPE OF CONSTRUCTION: | ACRYLIC-VINYL PANEL WALL / CONCRETE FLOOR |
| TYPE OF FINISH AFTER RENOVATION: | INTER-GLASS [®] |